

SLD3119KIT

KIT DI MONTAGGIO PER SLD01 - SPECIFIC FITTING KIT FOR SLD01 - KIT DE MONTAGE SPECIFIQUE POUR SLD01
SPEZIFISCHER MONTAGEKIT FÜR SLD01 - ANCLAJE ESPECÍFICO PARA SLD01 - ANCORADOURO ESPECÍFICO PARA SLD01

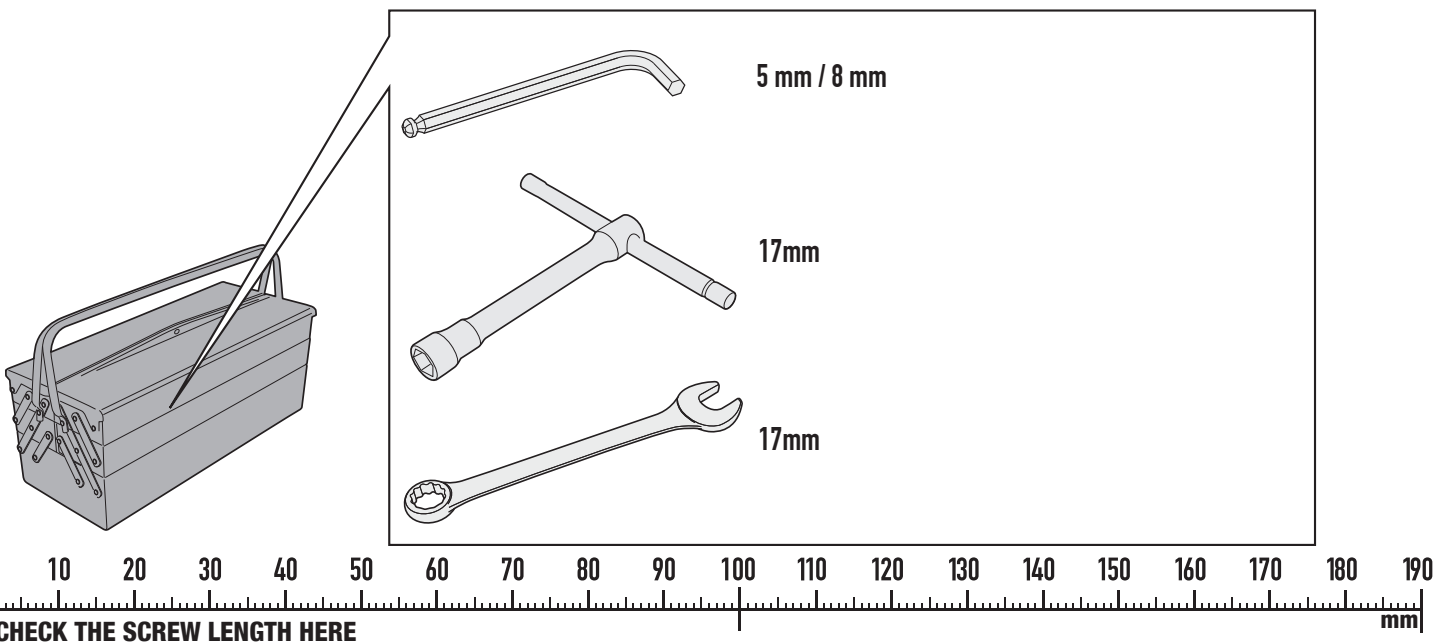
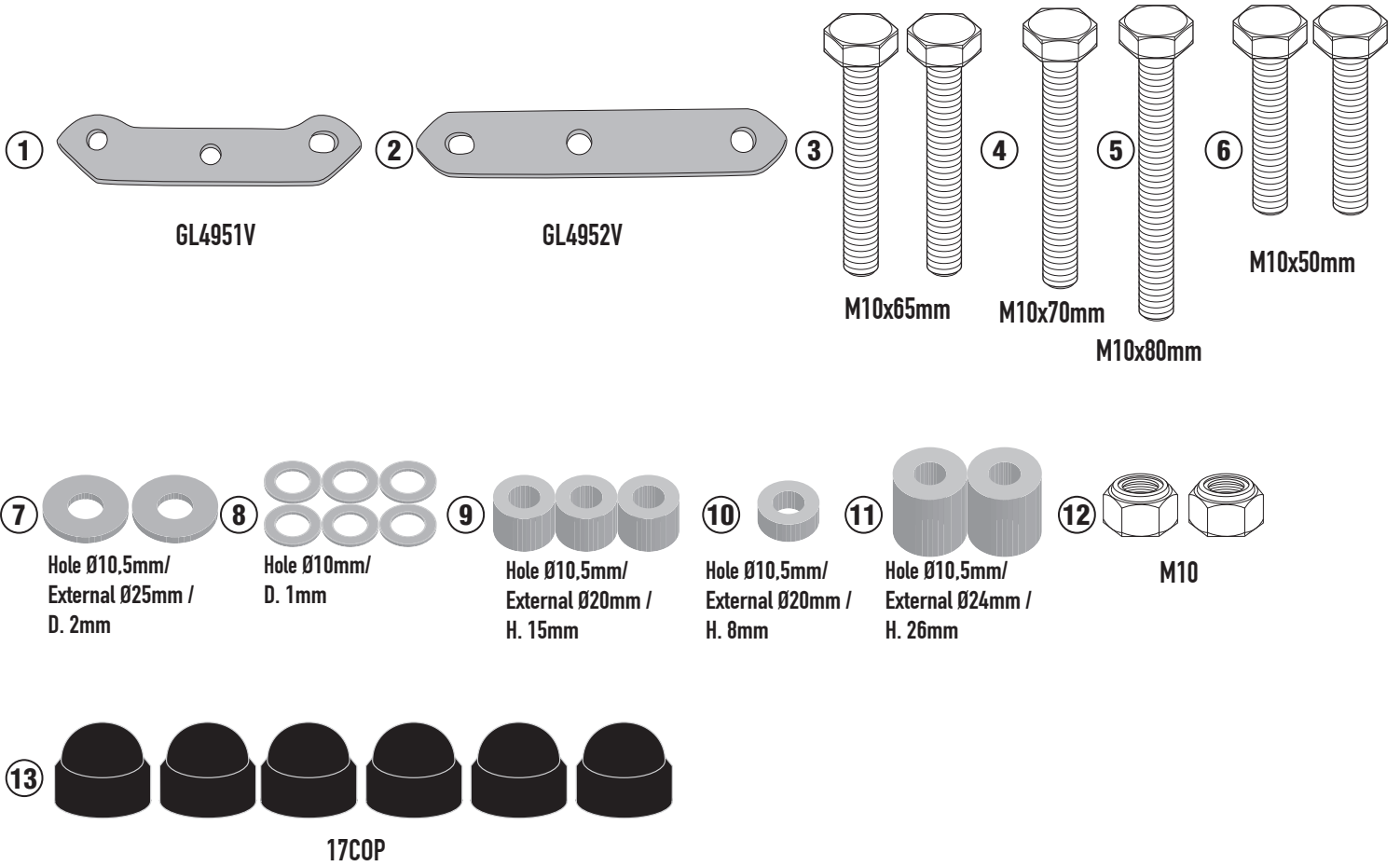
SUZUKI GSX S1000(2021)

N°	Descrizione	Caratteristiche	Codice	Quantità
1	Supporto - Support - Support Halterung - Soporte - Apoio	RIGHT SIDE	GL4951V	1
2	Supporto - Support - Support Halterung - Soporte - Apoio	LEFT SIDE	GL4952V	1
3	Vite - Screw - Vis - Schraube Tornillo - Parafuso	TES M10X65	1065TES	2
4	Vite - Screw - Vis - Schraube Tornillo - Parafuso	TES M10X70	1070TES	1
5	Vite - Screw - Vis - Schraube Tornillo - Parafuso	TES M10X80	1080TES	1
6	Vite - Screw - Vis - Schraube Tornillo - Parafuso	TES M10X50	1050TES	2
7	Rondella - Washer Rondelle - Scheibe Arandela - Arruela	Foro Ø10,5 / Esterno Ø25 Spessore 2mm	1025RON	2
8	Rondella Inox - Stainless Steel Washer Rondelle Inox - Rostfreie Unterlegscheibe Aus Stahl Arandela Inox - Arruela Lisa De Aço Inox	Foro Ø10mm Spessore 1mm	101RON	6
9	Distanziale - Spacer Entretoise - Distanzstueck Distanciador - Espaçado	Ø20x15 Foro 10,5mm	C20L15F10,5T	3
10	Distanziale - Spacer Entretoise - Distanzstueck Distanciador - Espaçado	Ø20x8 Foro 10,5mm	C20L8F10,5T	1
11	Distanziale - Spacer Entretoise - Distanzstueck Distanciador - Espaçado	Ø24x26 Foro 10,5mm	C24L26F10,5T	2
12	Dado - Bolt - Ecrou Mutter - Tuerca - Porca	Dado Autobloccante M10 Passo 1,25mm (H.10mm)	10DADIBS	2
13	Tappo - Cap Fiche - Stecker Enchufe - Capa	-	17COP	6
14	Componenti Originali - Original Parts Parties Originales - Original Bauteile Componentes Originales - Componentes Originais	-	-	-
15	Particolari Inclusi nel SLD01 Components Included In The SLD01 Pièces Incluses Dans SLD01 Die Einzelnen Teile Sind Bei SLD01 Despieces Incluidos SLD01 Componentes incluidos na SLD01	-	-	-

SLD3119KIT

KIT DI MONTAGGIO PER SLD01 - SPECIFIC FITTING KIT FOR SLD01 - KIT DE MONTAGE SPECIFIQUE POUR SLD01
 SPEZIFISCHER MONTAGEKIT FÜR SLD01 - ANCLAJE ESPECÍFICO PARA SLD01 - ANCORADOURO ESPECÍFICO PARA SLD01

SUZUKI GSX S1000(2021)



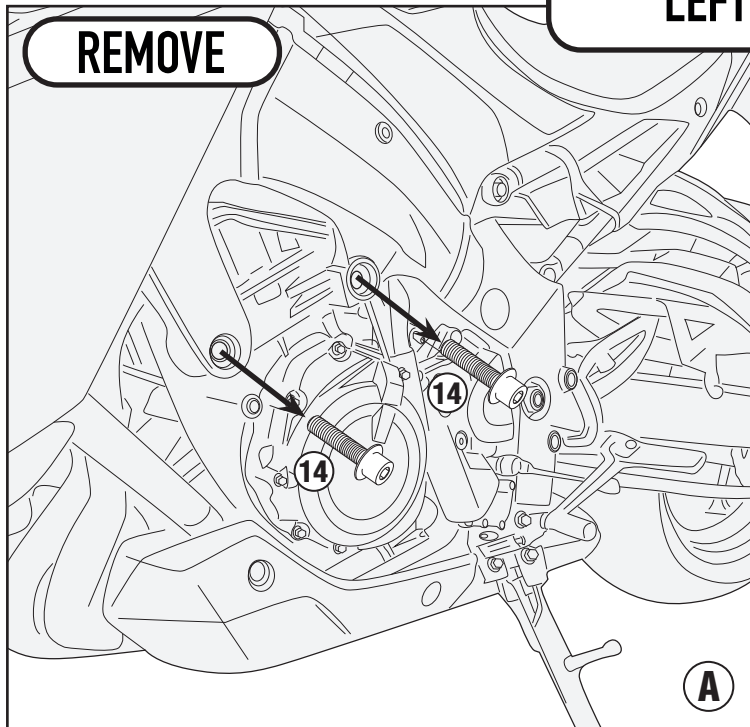
SLD3119KIT

KIT DI MONTAGGIO PER SLD01 - SPECIFIC FITTING KIT FOR SLD01 - KIT DE MONTAGE SPECIFIQUE POUR SLD01
SPEZIFISCHER MONTAGEKIT FÜR SLD01 - ANCLAJE ESPECÍFICO PARA SLD01 - ANCORADOURO ESPECÍFICO PARA SLD01

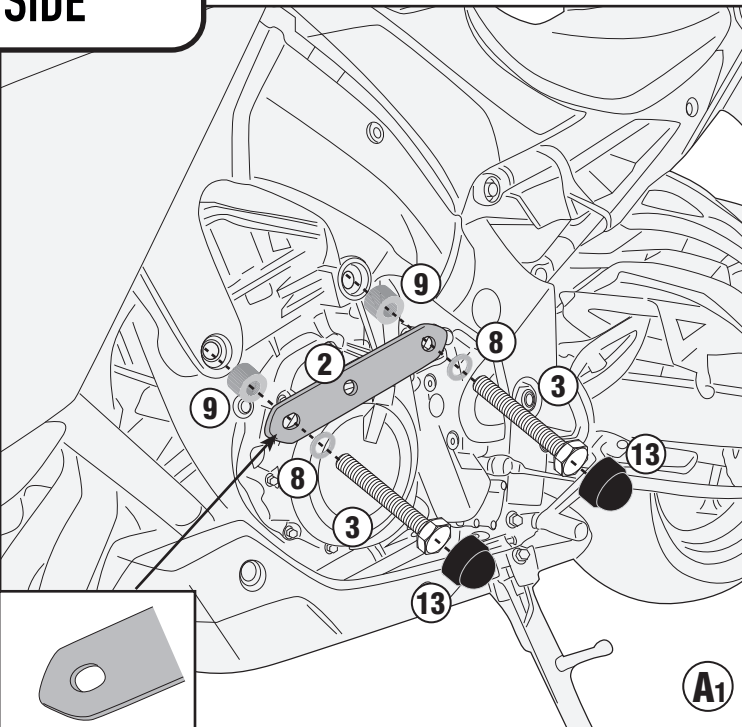
SUZUKI GSX S1000(2021)

LEFT SIDE

REMOVE



A



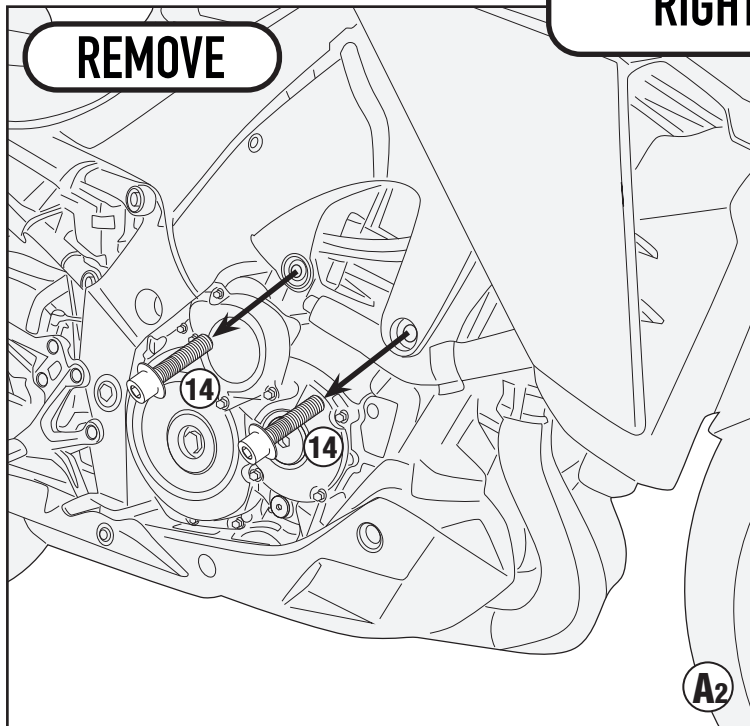
A1



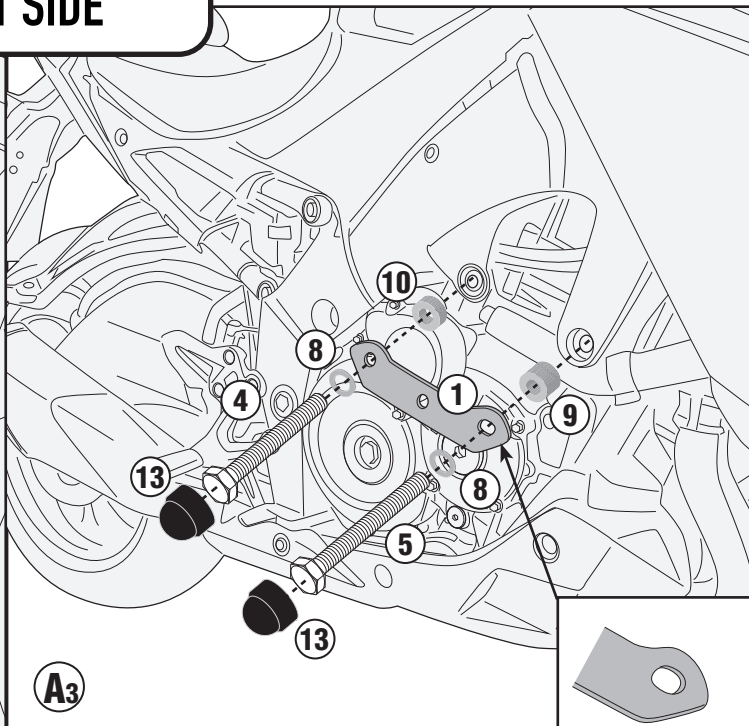
PLACE IN THE FRONT

RIGHT SIDE

REMOVE



A2



A3



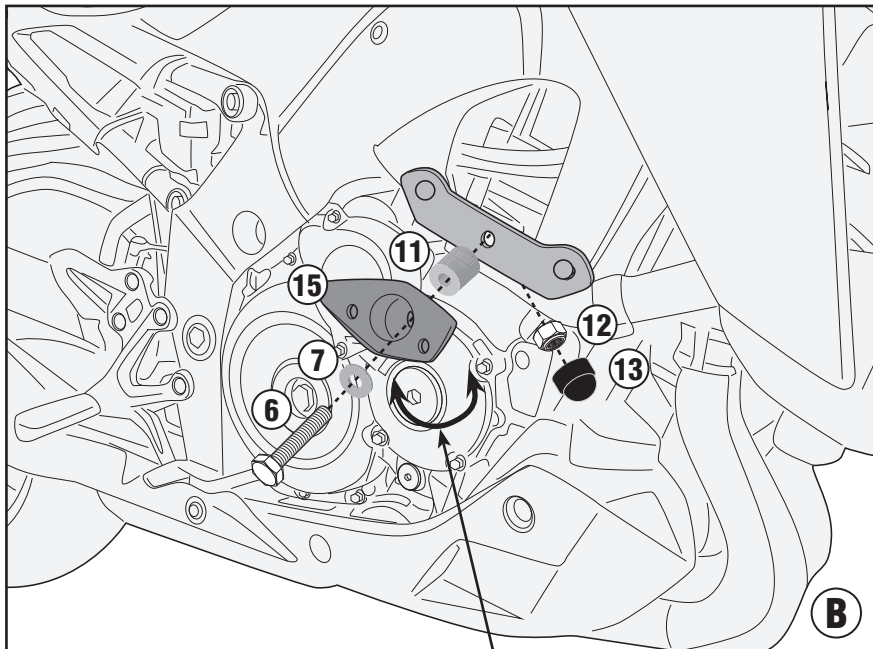
PLACE IN THE FRONT

SLD3119KIT

KIT DI MONTAGGIO PER SLD01 - SPECIFIC FITTING KIT FOR SLD01 - KIT DE MONTAGE SPECIFIQUE POUR SLD01
SPEZIFISCHER MONTAGEKIT FÜR SLD01 - ANCLAJE ESPECÍFICO PARA SLD01 - ANCORADOURO ESPECÍFICO PARA SLD01

SUZUKI GSX S1000(2021)

RIGHT SIDE/ LEFT SIDE



ROTATE TO FIND RIGHT INCLINATION

