

A185A - A185A

ATTACCHI SPECIFICI PER 186A - SPECIFIC FITTING KIT FOR 186A
KIT DE MONTAGE SPECIFIQUE POUR 186A - SPEZIFISCHER MONTAGEKIT F R 186A
ANCLAJE ESPEC FICO PARA 186A

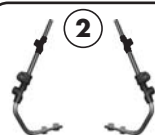
HONDA DYLAN 2002 125/150

ISTRUZIONI DI MONTAGGIO - MOUNTING INSTRUCTIONS
INSTRUCTIONS DE MONTAGE - BAUANLEITUNG - INSTRUCCIONES DE MONTAJE



102A

Q.TY n.1



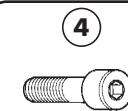
ATTACCO SPECIFICO
FITTING
SUPPORT
LAGER
ANCLAJE

Q.TY n.2 (dx-sx)



ATTACCO LASER
LASER FITTING
SUPPORT LASER
LAGER LASER
SOPORTES LASER

Q.TY n.2 (dx-sx)



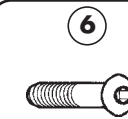
VITE TCEI M8x30
SCREW M8x30
VIS M8x30
SCHRAUBE M8x30
TORNILLO M8x30

Q.TY n.4



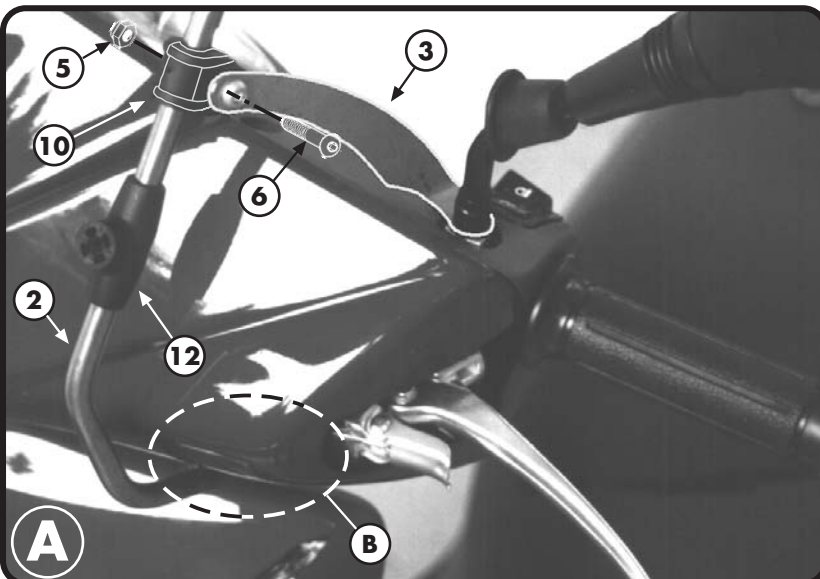
DADO A.B. M6 ribas.
LOWERED M6 BOLT
ECROU BAISSÉ M6
MUTTER M6
TUERCA M6 BAJA

Q.TY n.2

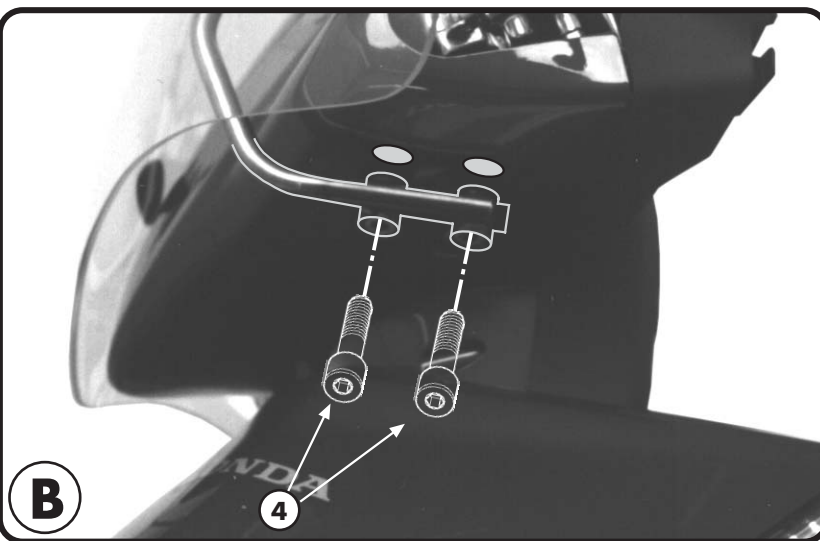


VITE TBEI M6x20
SCREW M6x20
VIS M6x20
SCHRAUBE M6x20
TORNILLO M6x20

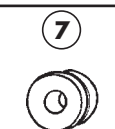
Q.TY n.2



A



B



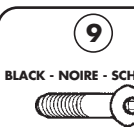
GOMMINO Z268
FAIRLEADER
CHAUMARD
GUMMI
FUNDA

Q.TY n.4



GOMMINO
RUBBER
CAOUTCHOUC
GUMMI
GOMA

Q.TY n.2



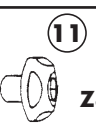
BLACK - NOIRE - SCHWARTZ
VITE TBEI M6 X 25
NERA
SCREW M6 X 25
VIS M6 X 25
SCHRAUBE M6 X 25
TORNILLO M6 X 25

Q.TY n.4



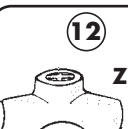
FASCETTA #10
CLAMP #10
COLLIER #10
SCHELLE #10
ABRAZADERA #10

Q.TY n.2



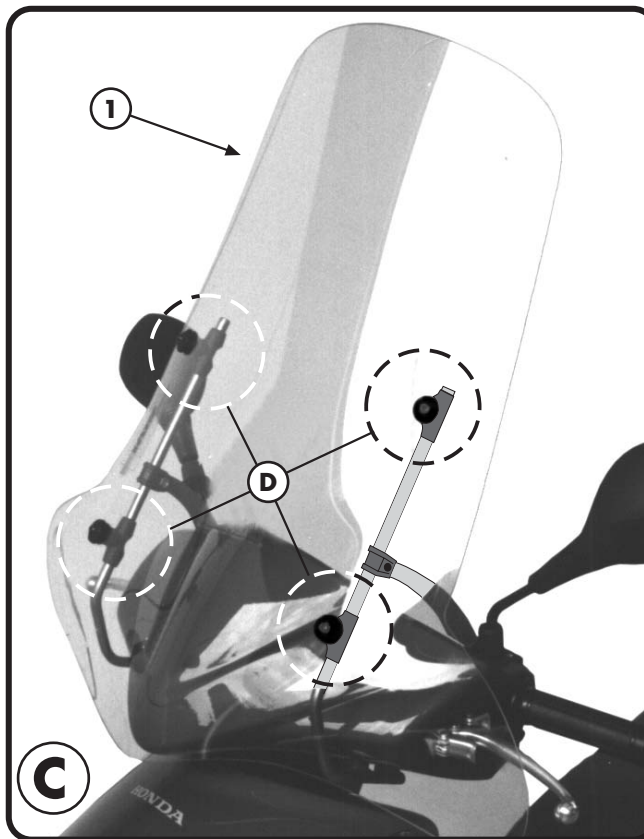
BOCCOLA DI RITENZIONE VETRO
PLASTIC BUSH
DOUILLE PLASTIQUE
BUCHSE PLASTIK
CASQUILLO

Q.TY n.4



FASCETTA "T"
"T" CLAMP
COLLIER A "T"
"T" SCHELLE
ABRAZADERA A "T"

Q.TY n.4



C

