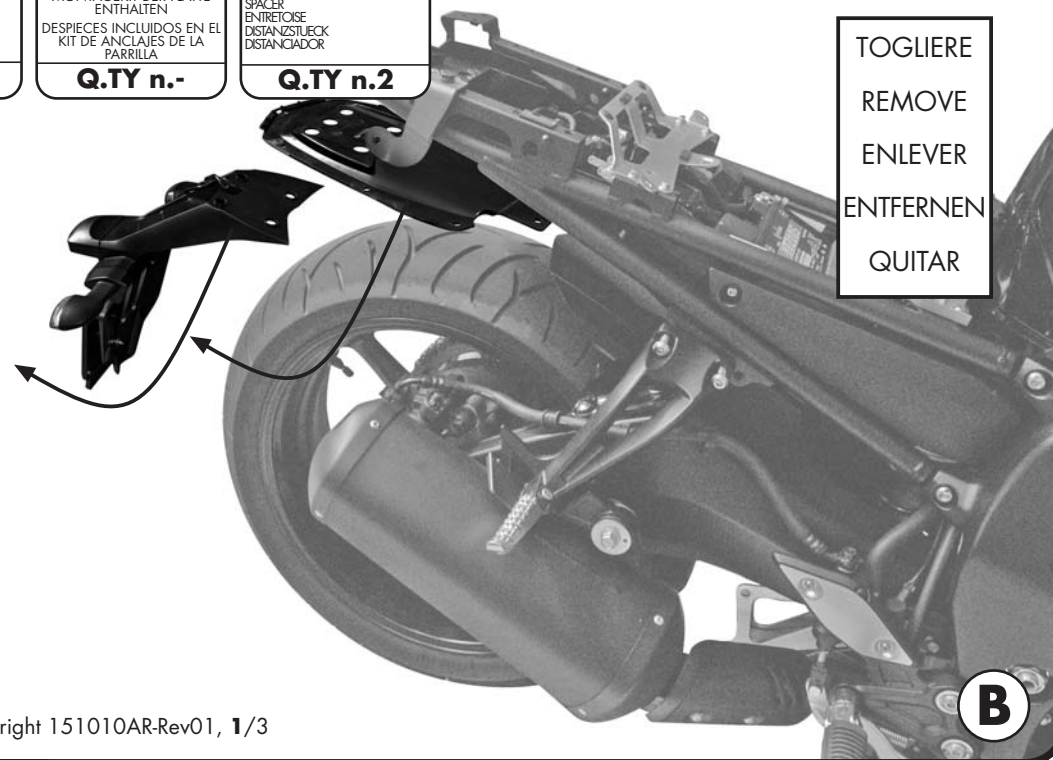

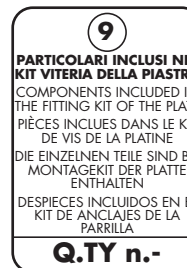
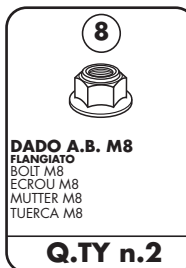
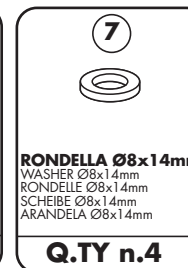

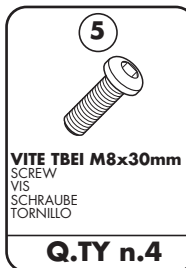
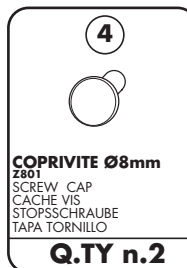
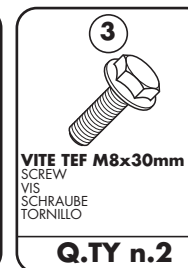


MONORACK SPECIFICO - SPECIFIC MONORACK
MONORACK SPECIFIQUE - SPEZIFISCHES MONORACK - MONORACK ESPECÍFICO

YAMAHA FZ8 / FAZER 8 2010

ISTRUZIONI DI MONTAGGIO - MOUNTING INSTRUCTIONS
INSTRUCCIONES DE MONTAJE - BAUANLEITUNG - INSTRUCCIONES DE MONTAJE

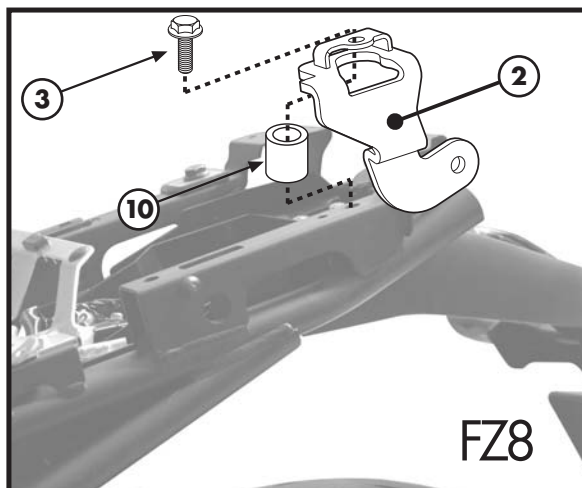
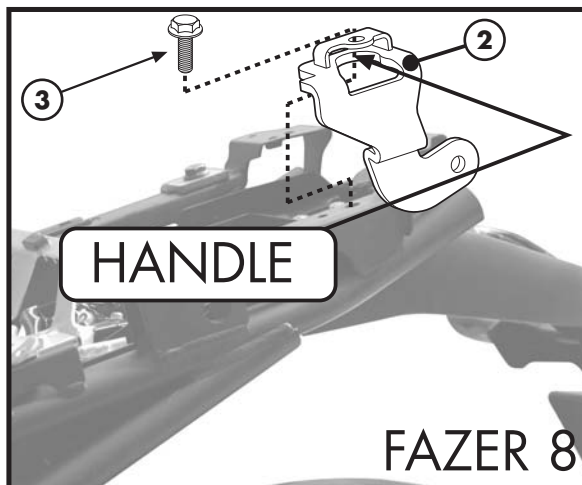
ATTENZIONE: CARICO MASSIMO 6Kg
WARNING: MAX LOAD, 6Kg.
ATTENTION: CHARGE MAXIMUM, 6Kg.
ACHTUNG: MAX, 6Kg.
¡ATENCIÓN!: CARGA MÁXIMA, 6Kg.



MONORACK SPECIFICO - SPECIFIC MONORACK
MONORACK SPECIFIQUE - SPEZIFISCHES MONORACK - MONORACK ESPECÍFICO

YAMAHA FZ8 / FAZER 8 2010

ISTRUZIONI DI MONTAGGIO - MOUNTING INSTRUCTIONS
INSTRUCCIONES DE MONTAJE - BAUANLEITUNG - INSTRUCCIONES DE MONTAJE



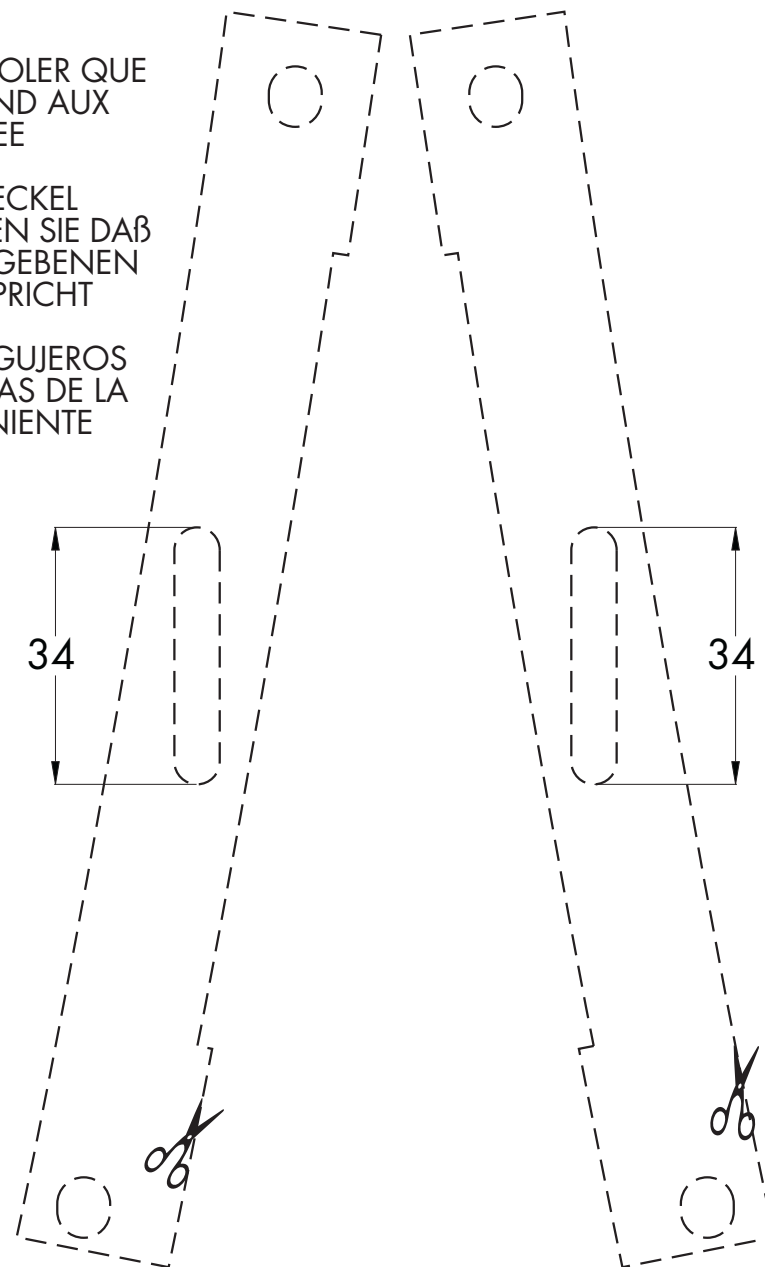
PRIMA DI FORARE VERIFICARE CHE LA
DIMA
CORRISPONDA ALLE MISURE INDICATE

BEFORE DRILLING HOLES CHECK THAT
MEASURES ON TEMPLATE
CORRESPOND

AVANT DE PERCER CONTROLER QUE
LE GABARIT CORRESPOND AUX
MESURES INDIQUEE

BEVOR DER KOFFERDECKEL
DURCHBOHRT WIRD, PRÜFEN SIE DAß
DIE SCHABLONE DEN GEGEBENEN
ABMESSUNGEN ENTSPRICHT

ANTES DE HACER LOS AGUJEROS
COMPROBAR LAS MEDIDAS DE LA
PLANTILLA CORRESPONIENTE



MONORACK SPECIFICO - SPECIFIC MONORACK
 MONORACK SPECIFIQUE - SPEZIFISCHES MONORACK - MONORACK ESPECÍFICO

YAMAHA FZ8 / FAZER 8 2010

ISTRUZIONI DI MONTAGGIO - MOUNTING INSTRUCTIONS
 INSTRUCTIONS DE MONTAGE - BAUANLEITUNG - INSTRUCCIONES DE MONTAJE

